


# SELECTION TABLES OF TEMPERATURE, HUMIDITY, PRESSURE CO<sub>2</sub> TRANSMITTERS Txxxx, Pxxxx

## INDUSTRIAL TRANSMITTERS of Txxxx, Pxxxx family:

| MEASURED VALUE / OUTPUT                    | 4 to 20mA                     | 0 to 10V                      | RS485                         | RS232                         | Ethernet                      |
|--|-------------------------------|-------------------------------|-------------------------------|-------------------------------|-------------------------------|
| temperature                                | <b>P0120</b> figure 2 page 42 | <b>T4211</b> figure 3 page 47 | <b>T0410</b> figure 4 page 49 | <b>T0310</b> figure 4 page 51 | <b>P86xx</b> figure 2 page 53 |
|  | <b>Px1x1</b> figure 1 page 42 |                               | <b>T4411</b> figure 3 page 49 | <b>T4311</b> figure 3 page 51 | <b>P85xx</b> figure 2 page 55 |
|  | <b>T0110</b> figure 4 page 43 |                               |                               |                               | <b>T0510</b> figure 4 page 57 |
|  | <b>T4111</b> figure 3 page 43 |                               |                               |                               | <b>T4511</b> figure 3 page 59 |
| humidity                                   | <b>T1110</b> figure 5 page 43 |                               |                               |                               |                               |
| atmospheric pressure                       | <b>T2114</b> figure 3 page 45 | <b>T2214</b> figure 3 page 45 | <b>T2414</b> figure 3 page 49 | <b>T2314</b> figure 3 page 51 | <b>T2514</b> figure 3 page 59 |
| temperature+humidity                       | <b>T3110</b> figure 5 page 43 | <b>T0210</b> figure 5 page 47 | <b>T3411</b> figure 5 page 49 | <b>T3311</b> figure 5 page 51 | <b>T3510</b> figure 5 page 57 |
|  | <b>T3113</b> figure 6 page 43 | <b>T0213</b> figure 6 page 47 | <b>T3413</b> figure 6 page 49 | <b>T3313</b> figure 6 page 51 | <b>T3511</b> figure 8 page 59 |
|  | <b>T3117</b> figure 7 page 43 | <b>T0211</b> figure 8 page 47 | <b>T3417</b> figure 7 page 49 | <b>T3319</b> figure 8 page 51 |                               |
|  | <b>T3111</b> figure 8 page 43 |                               | <b>T3419</b> figure 8 page 49 |                               |                               |
| temperature+humidity +atmospheric pressure |                               |                               | <b>T7410</b> figure 5 page 49 | <b>T7310</b> figure 5 page 51 |                               |
| CO <sub>2</sub>                            | <b>T5140</b> figure 3 page 46 | <b>T5240</b> figure 3 page 47 | <b>T5440</b> figure 3 page 49 | <b>T5340</b> figure 3 page 51 | <b>T5540</b> figure 3 page 57 |
|  | <b>T5141</b> figure 8 page 46 | <b>T5241</b> figure 8 page 47 | <b>T5441</b> figure 8 page 49 | <b>T5341</b> figure 8 page 51 | <b>T5541</b> figure 8 page 59 |
| temperature+humidity+ CO <sub>2</sub>      |                               |                               | <b>T6440</b> figure 5 page 49 | <b>T6340</b> figure 5 page 51 | <b>T6540</b> figure 5 page 57 |

Pxxxx, Txxxx



## INTERIOR TRANSMITTERS of Txx18 family

| MEASURED VALUE / OUTPUT                       | 4 to 20mA page 63 | 0 to 10V page 63 | RS485 page 65 | RS232 page 65 |
|---|-------------------|------------------|---------------|---------------|
| temperature                                   | T0118             | T0218            | T0418         | T0318         |
| atmospheric pressure                          | T2118             | T2218            |               |               |
| temperature + humidity                        | T3118             | T3218            | T3418         | T3318         |
| temperature + humidity + atmospheric pressure |                   |                  | T7418         | T7318         |



# TEMPERATURE, HUMIDITY, ATMOSPHERIC PRESSURE

## CO<sub>2</sub> TRANSMITTERS with serial RS232 output

temperature\*barometric pressure\*relative humidity\*dew point temperature\*  
absolute humidity\*specific humidity\*mixing ratio\*specific enthalpy\*CO<sub>2</sub>



### APPLICATIONS

- server rooms
- telecommunication devices
- warehouses
- manufacturers
- museums, archives, galleries
- air-conditioned rooms
- weather stations



Measured temperature, atmospheric pressure, CO<sub>2</sub> concentration is converted to digital serial output with the RS485 link parameters. Large dual line LCD for display of temperature, humidity, pressure or other calculated humidity interpretation is an advantage. Computerized design ensures maximum long term stability and fail indication. The transmitter works with ModBus RTU communication protocol or with Advantech ADAM compatible protocol. Protocol is user selectable. Serial link enables to read actual readings and modify transmitter configuration. Instrument works always in slave

mode, i.e. responds only to master device query.

**NEW** The CO<sub>2</sub> - carbon dioxide level is recently regarded as an important parameter that substantially determines the quality of the interior climate. Especially in buildings where many people gather, such meeting rooms, hospitals, schools, cinemas, theatres and care centres. With the help of CO<sub>2</sub> sensor engineers, technical advisors, environmental experts and health specialists can optimize the ventilation for creation of a healthy interior climate.

The CO<sub>2</sub> measurement is based on a 2-source, 2-beam process. CO<sub>2</sub> measurement with long-term stability is guaranteed thanks to the proven non-dispersive infrared (NDIR) CO<sub>2</sub> measurement cell.

The unique patented auto-calibration procedure compensates for aging of the infrared source and guarantees high reliability, long term stability and eliminates the need of periodical recalibration in the field.

### TECHNICAL PARAMETERS

|  |   |
|--|---|
| Applied temperature sensor:                                | RTD, Pt1000-3850ppm/°C  |
| Supported temperature units:                               | degrees Celsius, degrees Fahrenheit   |
| Operating temperature range of the electronics:            | -30 to +80°C (-30 to +60°C CO <sub>2</sub> transmitters T5340, T6340)               |
| Accuracy of temperature measurement:                       | ±0.4°C, accuracy of T4411 transducer input is ±0.2°C                                |
| Range of temperature measurement:                          | 0 to 100%   |
| Accuracy of relative humidity measurement:                 | ±2.5%RH from 5 to 95% at 23°C   |
| Accuracy and range of dew point temperature:               | ±1.5°C at ambient temperature < 25°C and RH>30%, range -60 to +80°C                 |
| Accuracy and range of absolute humidity:                   | ±3g/m <sup>3</sup> at ambient temperature T < 40°C, range 0 to 400 g/m <sup>3</sup> |
| Accuracy and range of specific humidity:                   | ±2g/kg at ambient temperature T < 35°C, range 0 to 550 g/kg                         |
| Accuracy and range of mixing ratio:                        | ±2g/kg at ambient temperature T < 35°C, range 0 to 995 g/kg                         |
| Accuracy and range of specific enthalpy:                   | ± 3kJ/kg at ambient temperature T < 25°C, range 0 to 995 kJ/kg                      |
| Accuracy and range of barometric pressure:                 | ± 1.3hPa at 23°C, range: 600 to 1100hPa   |
| Supported pressure units:                                  | hPa, kPa, mbar, mmHg, inHg, inH <sub>2</sub> O, PSI, oz/in <sup>2</sup>             |
| Accuracy of CO <sub>2</sub> level measurement T5340,T6340: | ±(50ppm +2% from reading) 0 to 2000ppm at 25°C and 1013hPa <b>NEW</b>               |
| Accuracy of CO <sub>2</sub> level measurement T5341:       | ±(100ppm +5% from reading) 0 to 10000ppm at 25°C and 1013hPa                        |
| Range of temperature compensation of RH sensor:            | all temperature range   |
| Power:   | 9 to 30 V DC, consumption approximately 6mA   |
| Protection - temperature and humidity transmitters:        | IP65 electronics with terminals, IP40 humidity and temperature sensors              |
| Protection - transmitters measuring pressure: :            | IP54 electronics with terminals, IP40 humidity and temperature sensors              |
| Filtering ability of the humidity sensor cover:            | 0,025mm   |
| Communication protocols:                                   | ModBus RTU, ADAM Advantech, HW group  |
| Communication speed:                                       | 110 to 115200 Bd  |
| Dimensions of the case without cable glands:               | 89 x 73 x 39.5 mm   |

# TEMPERATURE, HUMIDITY, ATMOSPHERIC PRESSURE CO<sub>2</sub> TRANSMITTERS with serial RS232 output

AVAILABLE MODELS - electronic circuitry is not galvanically isolated from power:

| MODEL | MEASURED VALUE      | MAXIMUM TEMPERATURE AND PRESSURE MEASURING RANGE     | STEM LENGTH           | DESCRIPTION   | Figure |
|-------|---------------------|--|-----------------------|---|--------|
| T4311 | T                   | -200 to +600°C                                       | -                     | <b>Temperature transducer</b> for external probes with Pt1000-3850 sensor (not included), input accuracy ±0.2°C                         | 3      |
| T0310 | T                   | -30 to +80°C   | 53mm                  | Thermometer - outdoor, indoor use   | 1      |
| T3311 | T+H                 | -30 to +80°C   | 75mm                  | Thermometer-hygrometer - outdoor, indoor use  | 2      |
| T3313 | T+H                 | -30 to +125°C <sup>1)</sup>                          | 150mm                 | <b>Thermometer-hygrometer</b> - duct mount, T3313, T3313D   | 5      |
| T3319 | T+H                 | -30 to +105°C <sup>1)</sup><br>probe including cable | probe cable<br>1,2,4m | <b>Thermometer-hygrometer</b> - T+RH probe with 1 m cable, diameter 18mm. Available also with cable lengths 2m or 4m.                   | 6      |
| T7310 | T+H+P               | -30 to +80°C<br>600 to 1100hPa                       | 75mm                  | <b>Thermometer-hygrometer-barometer</b> - outdoor, indoor use   | 2      |
| T7311 | T+H+P               | -30 to +105°C <sup>1)</sup><br>600 to 1100hPa        | probe cable<br>1,2,4m | <b>Thermometer-hygrometer-barometer</b> - T+RH probe with 1m cable, diameter 18mm. Available also with cable 2m or 4m.                  | 6      |
| T2314 | P                   | 600 to 1100hPa                                       | -                     | <b>Barometer</b> - outdoor, indoor use.   | 4      |
| T5340 | CO <sub>2</sub>     | 0 to 2000ppm CO <sub>2</sub>                         | -                     | <b>CO<sub>2</sub> level transmitter</b> , built-in sensor, outdoor, indoor use.   | 3      |
| T5341 | CO <sub>2</sub>     | 0 to 10000ppm CO <sub>2</sub><br>-30 to +60°C        | probe cable<br>1,2,4m | <b>CO<sub>2</sub> level transmitter</b> , probe with 1 m cable, diameter 18.5mm. Available also with cable lengths 2m or 4m. <b>NEW</b> | 6      |
| T6340 | T+H+CO <sub>2</sub> | 0 to 2000ppm CO <sub>2</sub>                         | 75mm                  | <b>Temperature humidity CO<sub>2</sub> transmitter</b> , outdoor, indoor use.   | 2      |

T - temperature H - humidity P - barometric pressure CO<sub>2</sub> - carbon dioxide concentration

1] Maximum temperature only at the measuring end with sensors. +105°C is allowed also for the cable. Relative humidity at temperature over +85°C is limited in accordance with the graph. Near plastic case with electronics maximum temperature is +80°C.

Pxxxx Txxxx



Fig.1 Thermometer T0310



Fig.2 Transmitter T3311, T7310, T6340




Fig.3 Transducer T4311, T5340



Fig.4 Barometer T2314



Fig.5 Transmitter T3313



Fig.6 Transmitter T3319, T7311, T5341

### Included accessory:

Traceable calibration certificate from the manufacturer, instruction manual. Calibration certificate with declared metrological traceability of etalons is based on requirements of EN ISO/IEC 17025 standard.

Free program TSensor for configuring of the transmitter is ready to be downloaded from [www.cometsystem.cz](http://www.cometsystem.cz).

Free program SensorReader for logging values from one thermometer to a PC disk file is ready to download. Recorded values in CSV format are easy to process in e.g. Excel.

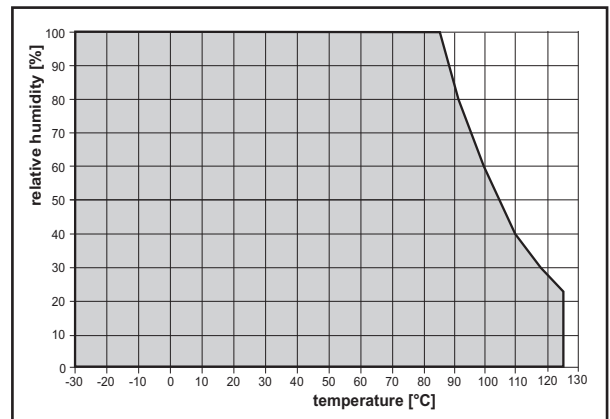
### Optional accessory:

**MP006** - RS232/USB converter for easy connection to the PC USB port

- Comet probes with Pt1000 sensors are directly connectable to T4311 transducer - see further. There is a symbol /0 behind probe name.





Other accessories - see further



# OPTIONAL ACCESSORIES FOR HUMIDITY TRANSMITTERS

| <p>New - probe for compressed air</p> | <p>Order code</p>                       |   |
|---------------------------------------|---|---|
|                                       | <p><b>TxxxxP</b><br/><b>Hxxxx1P</b></p> | <p>Optional temperature, humidity, dew-point probe designed for compressed air measurement up to 25 bars. Cable lengths 1, 2 or 4m available. Length 110mm, diameter 18mm, G1/2 thread.<br/>Available with TxxxxP, HxxxxP transmitters.</p> |
|                                       | <p><b>SH-PP</b></p>                     | <p>Flow chamber for compressed air measurement up to 25 bars - stainless steel DIN 1.430.<br/>Inlet and outlet connection - G1/8 thread.<br/>Humidity probe connection - G1/2 thread.<br/>Screw-coupling not included.</p>                  |
|                                       | <p><b>TxxxxL</b><br/><b>HxxxxL</b></p>  | <p>Transmitter version with watertight male connector IP67 Lumberg RSFM4 instead of cable gland for easy connection/disconnection of the output. Specify please your order with letter L behind model code - e.g. T3110L or H3020L</p>      |
|                                       | <p><b>K1427</b></p>                     | <p>Female connector ELKA 4012PG7 for TxxxxL, HxxxxL transmitters with male connector Lumberg for easy connection/disconnection of the output. Cable is easily connected to screw terminals of the connector. IP67 protection.</p>           |
|                                       | <p><b>without LCD</b></p>               | <p>Transmitter version with blind lid without LCD. Specify please the requirement in your order.</p>  |
|                                       | <p><b>OEM</b></p>                       | <p>Transmitters are also available without Comet logo as OEM products. Specify please the requirement in your order.<br/>Minimum order of OEM transmitters without Comet logo is 100 pcs.</p>   |
|                                       | <p><b>F8000</b></p>                     | <p>Solar radiation shield for transmitters with T+RH probe on a cable.</p>  |

# OPTIONAL ACCESSORIES FOR HUMIDITY TRANSMITTERS

|   | <b>Order code</b> |  |
|---|-------------------|--|
|    | F5200             | grey sensor cover with filter from stainless steel mesh, filtering ability 0,025mm   |
|    | F5200B            | black sensor cover with filter from stainless steel mesh, filtering ability 0,025mm  |
|    | SP003             | Cable for transmitter adjustment via USB port - for models Tx1xx, Tx2xx with analog outputs and models Hx0xx.  |
|    | PP4               | flat plastic circular flange for duct mounting   |
|   | PP90              | right-angled stain-less steel flange for wall mounting   |
|  | SP004             | plastic gland for direct mounting of the humidity probe to a 29 mm diameter hole   |
|  | SP005             | tool for easy wire connection to WAGO terminals Wago - for transmitters with current and voltage output  |
|  | SP006             | tool for easy wire connection to WAGO terminals Wago - for Txxxx transmitters with serial output RS485 and RS232 and Hxxxx transmitters                  |
|  | MD036             | self adhesive Dual Lock for easy installation  |
|  | A1515             | ac/dc adapter 230V-50Hz/12Vdc for Ethernet transmitters Tx5xx, Hx5xx - with co-axial connector   |
|  | A1510             | ac/dc adapter 230V-50Hz/12Vdc for serial output Txxxx transmitters and Hxxxx transmitters - for connection to terminals                                  |
|  | MD046             | <b>ACCESSORIES FOR EASY RELATIVE HUMIDITY CALIBRATION AND ADJUSTMENT</b><br>anodized duraluminum vessel for relative humidity calibration and adjustment |
|   | HM023             | set of 5 humidity standards 10% RH with 5 application pads   |
|   | HM024             | set of 5 humidity standards 80% RH with 5 application pads   |